


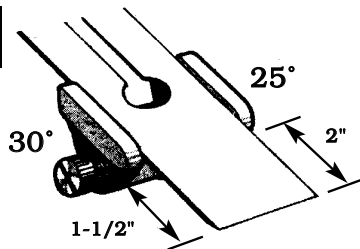
HONING GUIDE INSTRUCTIONS

#005



Step 1.

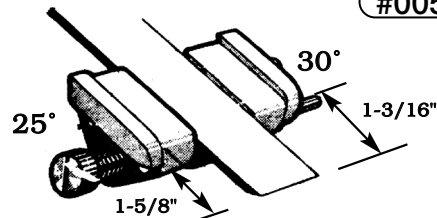
Check to ensure the roller rotates freely. Oil and clean tool after use.



Step 2.

Use the wider jaws when sharpening plane iron. Position accordingly:
25° angle — project 2" from edge of jaws
30° angle — project 1½" from edge of jaws

Use the narrower jaws when sharpening wood chisels. Position accordingly:
25° angle — project 1⅝" from edge of jaws
30° angle — project 1⅜" from edge of jaws



Step 3.

Sharpen knife with even pressure on the push stroke, lift to return and push again. Repeat until sharp. (work sharpening stone evenly for optimum use)

Note: Use liberal amounts of oil.