





# KINSMAN COMPANY, INC.

## Assembly Instructions for Ogee Arch    Item #AGOGEE

*Please check that you have all the parts listed and pictured in these assembly instructions. If any are missing or damaged, please call our direct Customer Service line, 800-733-4129, between 9 am and 5 pm Eastern Time or email us at [kinsco@kinsmangarden.com](mailto:kinsco@kinsmangarden.com) and we will take care of the problem immediately.*


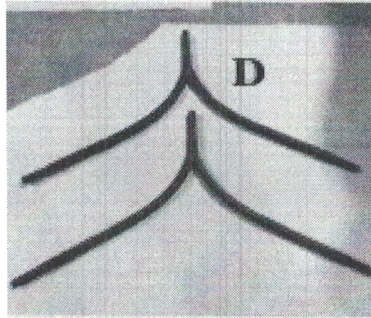

**Overview:** It is best to have two people for the Assembly. First, you should assemble the Arch horizontally on a flat surface and bolt it together. Then carry it to where you want it in the garden. Then you add the ground spikes to the uprights and settle the Ogee Arch into the ground. Lastly, hang the Lattice Panels onto the sides.

1. Take the 2 x A sections and 2 x B sections and slide B onto the narrow end of A.  
**CAUTION !** There is a right way and a wrong way to position part B. The closely spaced Cross pieces must be closest to the top, away from A. This is essential for the Lattice Panels to hang correctly at the conclusion of the assembly.








2. Prepare the Top Assembly, before it will be connected to the A and B assembly. Take the 4 x Curved pieces (C), the 2 x Top pieces (D) and 3 x threaded Cross pieces (E) and 6 of the bolts without nuts.



3. Add the two Finials (F) to the top. Then thread the bolts through the outsides of the C tubes and into the threads of the E Cross pieces. Tighten the bolts with the wrench provided.





4. Fit the top Assembly onto the tops of the B assembly and secure with nuts and bolts.
5. Carry the Arch to your chosen position in your garden. Add the 4 Ground Spikes (G) to the open ends of the A sections and push the Arch down into the ground, until it is level with the round plates on the Ground Anchors.





6. Hang the Lattice Panels (H) onto the sides. Assembly is now complete.



Kinsman Company 6805 Easton Road Pipersville, PA 18947 800-733-4129

[kinsco@kinsmangarden.com](mailto:kinsco@kinsmangarden.com)

[www.kinsmangarden.com](http://www.kinsmangarden.com)