

The Original FACE FLY TRAP

EASY TO USE!

- * No Poisons
- * No Baits
- * No Electricity

WHERE TO USE

Place the trap near where animals will feed or water. Keep traps behind a fence so animals won't knock them down. They should be placed to get a lot of sunlight reflecting off them and with a contrasting background.

HOW DO THEY WORK

Face flies are attracted to the bright white surface when sunlight is reflected in a nearly horizontal plane. They get stuck on the replaceable stiky sleeve.

Catch

as many as
5,000 per trap

PACKAGE CONTAINS:

ONE COMPLETE TRAP:

- 1 Fiberglass Cylinder
- 2 Brass Fasteners
- 2 Giant Paperclips
- 1 Stiky Sleeve

One replacement Stiky Sleeve

PRODUCT #FFT-897

STAKE IS NOT PROVIDED WITH TRAP

Recommend DARE Product #2400XL
for a stake

PRODUCT INFORMATION

Face Fly Trap
Product #FFT-897
Weight - 1.2 lbs.
Box Size - 12¼ x 26½ x 1½

Made in USA
EPA Est. #065016-OH-001

Printed in USA

1297



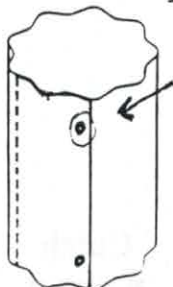
olson products inc.

P.O. BOX 1043
MEDINA, OHIO 44258

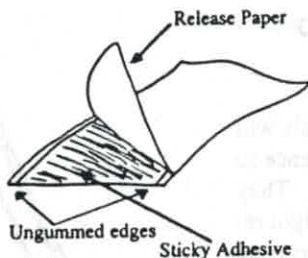
(330) 723-3210
FAX (330) 723-9977

FACE FLY TRAP

Easy to use!



1) Form the corrugated fiberglass into a cylinder (overlap the ends and align pre-punched holes.) Insert brass fasteners and bend ears flat.

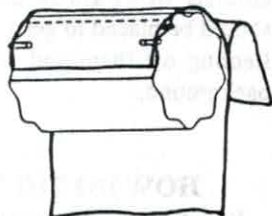


2) Hold the Sticky Sleeve™ at one end and peel the release paper 1/2 way back on the sleeve

FACE FLY



(length 5/16")

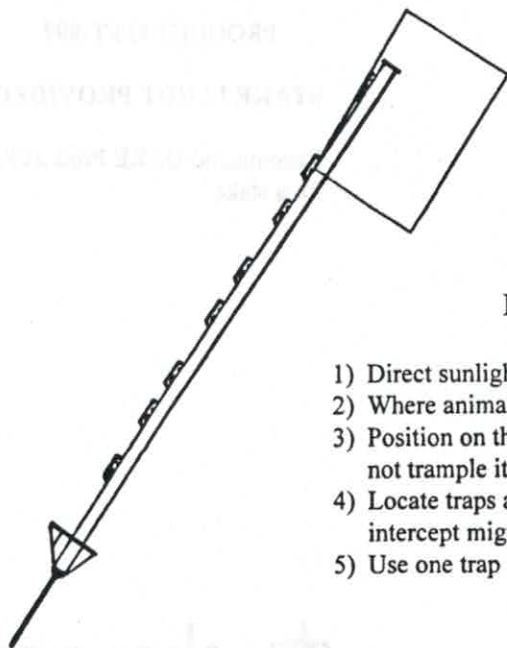


3) Fasten the Sticky Sleeve end to the cylinder with two giant paper clips. Wrap the sleeve around the rest of the cylinder while pulling off the rest of the release paper. Fasten the overlapped ends under the paper clips.

4) Step the stake (not provided with trap) into the ground at approximately a 50 to 60 degree angle with the horizon and so the open end of the cylinder points north.

When the Sticky Sleeve becomes covered with flies or debris, replace it.

Sticky Stuff may be removed from hands with waterless handcleaners or vegetable oil followed with soap and water.



PLACING THE TRAP

- 1) Direct sunlight is best.
- 2) Where animals congregate for watering or feeding.
- 3) Position on the other side of fences or where animals will not trample it.
- 4) Locate traps around the perimeter of areas. They can intercept migrating flies coming into your area.
- 5) Use one trap for every 15-20 animals.



olson products inc.

P.O. BOX 1043
MEDINA, OHIO 44258

(330) 723-3210
FAX (330) 723-9977

Printed in USA

1297