

FRONT




■ Pantone 368 C ■ Pantone 342 C

ART DEPARTMENT

Job # / Filename 33624_Grdn_Insc	Item # ECSM-33624-01	UPC # 895591001259	Page Size	Revision #
Designer Greg S.	Product Manager Steve B.	Start Date	Due Date	Today's Date 02/21/20
File Format AI CC	Fonts	Color (Spot or 4C) Prints CMYK + PMS 368 C, and PMS 342 C	# of Colors 6	
Printing Process / Finishing Matte finish with spot UV.		Comments Print out for Color Match Proof		

FRONT



BLACK = UV COATING

WHITE = MATTE FINISH

BACK OUTSIDE OF BOOKLET

FOLD

INSTRUCCIONES DE USO:

AGITE BIEN ANTES DE USAR. LEA TODA LA ETIQUETA Y SIGA LAS INSTRUCCIONES DE USO.

ANTES DE USAR

- Listo para usar. No lo diluya.
- No lo utilice si se esperan temperaturas sobre los 29,4 °C.
- Rocíe durante las primeras horas de la mañana o en la tarde cuando está más fresco. No lo aplique bajo el sol de mediodía, ya que las hojas podrían quemarse temporalmente.
- Algunas plantas con tejido delicado y/o nuevos crecimientos delicados pueden ser sensibles a los aceites. Si no está seguro, pruebe rociando algunas hojas 1 día antes de rociar toda la planta. No lo use en plantas si observa la presencia de quemaduras y manchas en las hojas.
- Evite rociar las nuevas flores delicadas.
- No use en árboles grandes o en aquellos lugares donde comúnmente las plagas son inaccesibles para los aerosoles, ya que no se logrará un control adecuado.

CÓMO SE USAR: Agite bien antes de usar

INSTRUCCIONES DE ROCIADO:

- Gire la boquilla hasta ON "Spray" (ACTIVADO "Roció")  o a la posición ON "Stream" (ACTIVADO "Chorro") , antes de usar.
- Sostenga el recipiente en posición vertical mientras rocía. Sostenga el rociador a una distancia de entre 15,24 cm de la superficie a tratar.
- Rocíe las plantas completamente para mojar las superficies superior e inferior de las hojas, así como también los tallos y las ramas donde se encuentren las plagas. Evite que escurra en exceso. Repetir como se ven las plagas enumeradas.
- Para obtener los mejores resultados, aplique apenas aparezcan las plagas (generalmente a fines de la primavera). Rocíe cada 5 a 7 días cuando las plagas estén presentes. Puede aplicarse el mismo día de la cosecha.

SHAKE WELL BEFORE EACH USE 

OPEN FOR DIRECTIONS & PRECAUTIONS 

ABRA PARA VER INSTRUCCIONES Y PRECAUCIONES 

ecosmart
-THE SAFE PESTICIDE BRAND-

GARDEN INSECT KILLER

The active ingredients in EcoSmart® Garden Insect Killer consist of a blend of essential plant oils, making it an effective insecticide that is environmentally friendly. It is also safe for use around children and pets when used as directed. To learn more about this product and our entire line of pesticides, please visit us at www.ecosmart.com.

PRODUCT FACTS	
KILLS	Cabbageworm larvae, Cabbage Looper, Spider Mites, and Aphids.
WHERE TO USE	Ornamentals, Flowers, Shrubs, Small Trees, Vegetable Crops and Fruit Crops (For Homeowner's Use Only).
QUESTIONS & COMMENTS	Call toll free 1-800-321-1741, or visit us online at www.ecosmart.com

**SHAKE WELL BEFORE USING.
READ ENTIRE LABEL AND USE ACCORDINGLY.**



ecosmart
-THE SAFE PESTICIDE BRAND-

Manufactured for: Kittrich Corporation
1585 W. Mission Blvd. Pomona, CA 91766
MADE IN USA. REV 01/20

ECSM-33624-01

8 95591 00125 9

TRANSPARENT LAMINATE

3.08"

PAGE 4

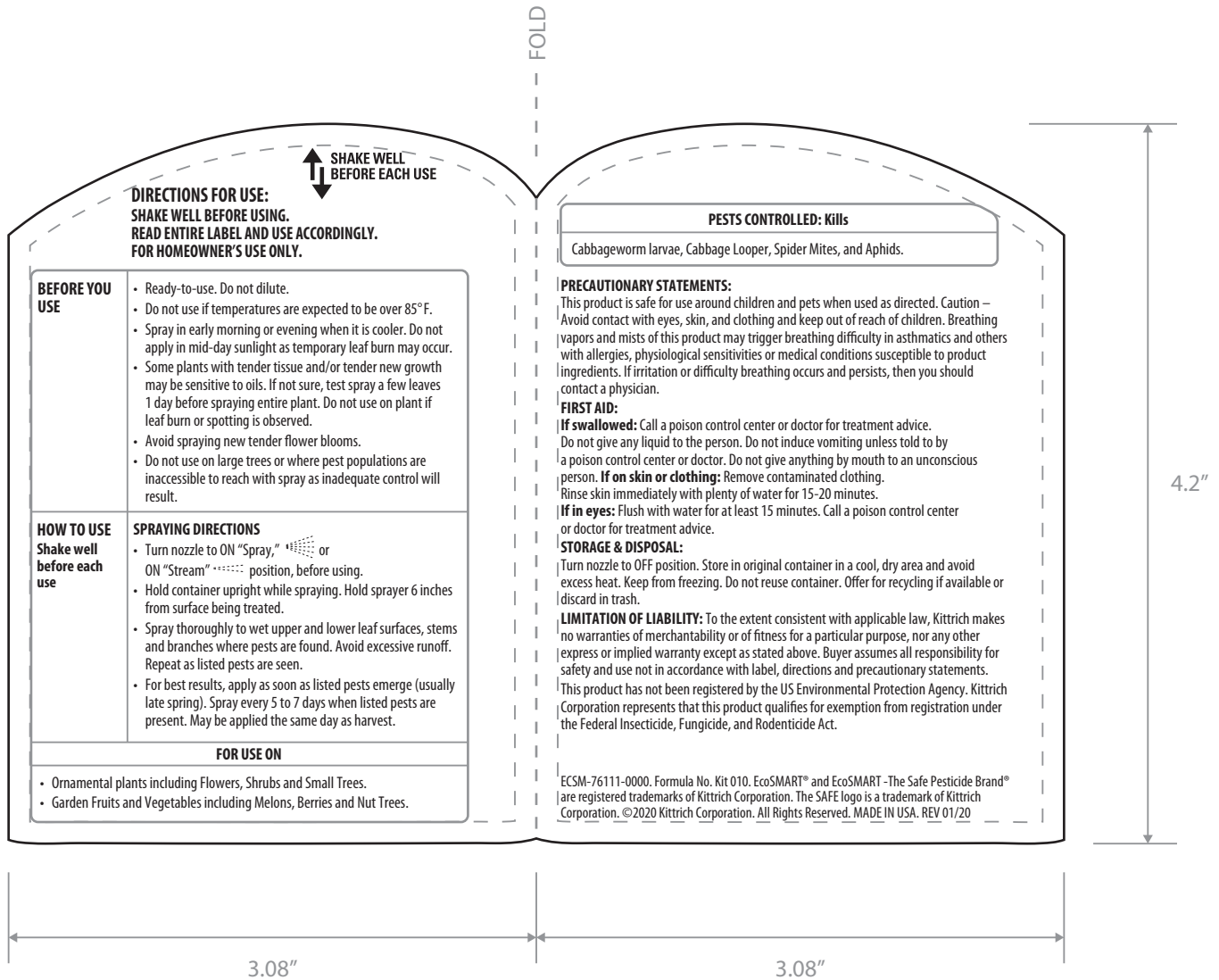
3.08"

FRONT COVER

4.2"

BACK

INSIDE OF BOOKLET



DIRECTIONS FOR USE:
SHAKE WELL BEFORE USING.
READ ENTIRE LABEL AND USE ACCORDINGLY.
FOR HOMEOWNER'S USE ONLY.





BEFORE YOU USE

- Ready-to-use. Do not dilute.
- Do not use if temperatures are expected to be over 85°F.
- Spray in early morning or evening when it is cooler. Do not apply in mid-day sunlight as temporary leaf burn may occur.
- Some plants with tender tissue and/or tender new growth may be sensitive to oils. If not sure, test spray a few leaves 1 day before spraying entire plant. Do not use on plant if leaf burn or spotting is observed.
- Avoid spraying new tender flower blooms.
- Do not use on large trees or where pest populations are inaccessible to reach with spray as inadequate control will result.

HOW TO USE
 Shake well before each use

SPRAYING DIRECTIONS

- Turn nozzle to ON "Spray,"  or ON "Stream"  position, before using.
- Hold container upright while spraying. Hold sprayer 6 inches from surface being treated.
- Spray thoroughly to wet upper and lower leaf surfaces, stems and branches where pests are found. Avoid excessive runoff. Repeat as listed pests are seen.
- For best results, apply as soon as listed pests emerge (usually late spring). Spray every 5 to 7 days when listed pests are present. May be applied the same day as harvest.

FOR USE ON

- Ornamental plants including Flowers, Shrubs and Small Trees.
- Garden Fruits and Vegetables including Melons, Berries and Nut Trees.

PESTS CONTROLLED: Kills

Cabbageworm larvae, Cabbage Looper, Spider Mites, and Aphids.

PRECAUTIONARY STATEMENTS:

This product is safe for use around children and pets when used as directed. Caution – Avoid contact with eyes, skin, and clothing and keep out of reach of children. Breathing vapors and mists of this product may trigger breathing difficulty in asthmatics and others with allergies, physiological sensitivities or medical conditions susceptible to product ingredients. If irritation or difficulty breathing occurs and persists, then you should contact a physician.

FIRST AID:

If swallowed: Call a poison control center or doctor for treatment advice. Do not give any liquid to the person. Do not induce vomiting unless told to by a poison control center or doctor. Do not give anything by mouth to an unconscious person. **If on skin or clothing:** Remove contaminated clothing. Rinse skin immediately with plenty of water for 15-20 minutes.

If in eyes: Flush with water for at least 15 minutes. Call a poison control center or doctor for treatment advice.

STORAGE & DISPOSAL:

Turn nozzle to OFF position. Store in original container in a cool, dry area and avoid excess heat. Keep from freezing. Do not reuse container. Offer for recycling if available or discard in trash.

LIMITATION OF LIABILITY: To the extent consistent with applicable law, Kittrich makes no warranties of merchantability or of fitness for a particular purpose, nor any other express or implied warranty except as stated above. Buyer assumes all responsibility for safety and use not in accordance with label, directions and precautionary statements.

This product has not been registered by the US Environmental Protection Agency. Kittrich Corporation represents that this product qualifies for exemption from registration under the Federal Insecticide, Fungicide, and Rodenticide Act.

ECSM-76111-0000. Formula No. Kit 010. EcoSMART® and EcoSMART - The Safe Pesticide Brand® are registered trademarks of Kittrich Corporation. The SAFE logo is a trademark of Kittrich Corporation. ©2020 Kittrich Corporation. All Rights Reserved. MADE IN USA. REV 01/20

BACK

BASE LABEL

BACK SIDE ADHESIVE STICKS TO BOTTLE

